



#YIGF

March 1, 2024

TALK

SANGROTHA

THE WEB ACCESSIBILITY

Web Designer– CAMBODIA WORDPRESS COMMUNITY



Touch Sangrotha



Touch Sangrotha



Cambodia WordPress Community



What is web content?

Web content is basically everything that fills the website and is the part of user experience. That's what people read, hear, see, watch, and manipulate on a website. Based on that, the core types of web content are text, images, video, animation and audio(sound);

The collage illustrates various types of web content:

- Product Card:** Features an image of a 'Vinta S-Series' bag with a price tag of \$500. The text below reads: 'Vinta S-Series. Timeless elegance meets vintage charm in our exquisite vinta bags.'
- Banking Dashboard:** Shows account information with 'Amount IDR 535.000' and 'Available balance IDR 795.000'. It includes a 'CHOOSE ACCOUNT' section with two 'Bank Account' options, each with a masked number '88** * 98'.
- Progress Indicator:** A blue card showing 'August' with a date '17/08/2023 - Passed' and a '58%' progress bar.
- Audio Player:** A player for 'Antony' with a waveform and a play button.
- Weather Widget:** Shows 'Ottawa, Canada' with a sun icon and a temperature of '-27°C Winter'.
- Fitness Tracker:** A blue card showing '6,147 Steps for Today' and '40% Activity' with a progress bar.
- Microphone Prompt:** A card titled 'What's on your mind?' with the text 'Get your microphone your voice!' and a microphone icon.



#YIGF

March 1, 2024

What is accesibility?

“Web accessibility means that people with disabilities can equally perceive, understand, navigate and interact with websites and tools. It also means that they can contribute equally without barriers.”- web accessibility Initiative.



#YIGF

March 1, 2024

What is accesibility?

Giving people with disabilities the ability to use technology.

- Globally about 1 billion have a disability
- “A11y” = Accessibility
- ~ 700000 (5%) in Cambodia have disability.



#YIGF

March 1, 2024

Why is it important

- Information should be accessible to everyone
- Increase overall UI/UX, SEO and site speed
- “Access to information and communications technologies, including the Web, is defined as a basic human right in the United Nations Convention on the Rights of Persons with Disabilities”
- Web accessibility is required by law in many situations (ADA)
- Grow your audience



#YIGF

March 1, 2024

Who do we need to consider?

- Visual Impairment
- Hearing Impairment
- Motor Impairment



Cambodia WordPress Community



#YIGF

March 1, 2024

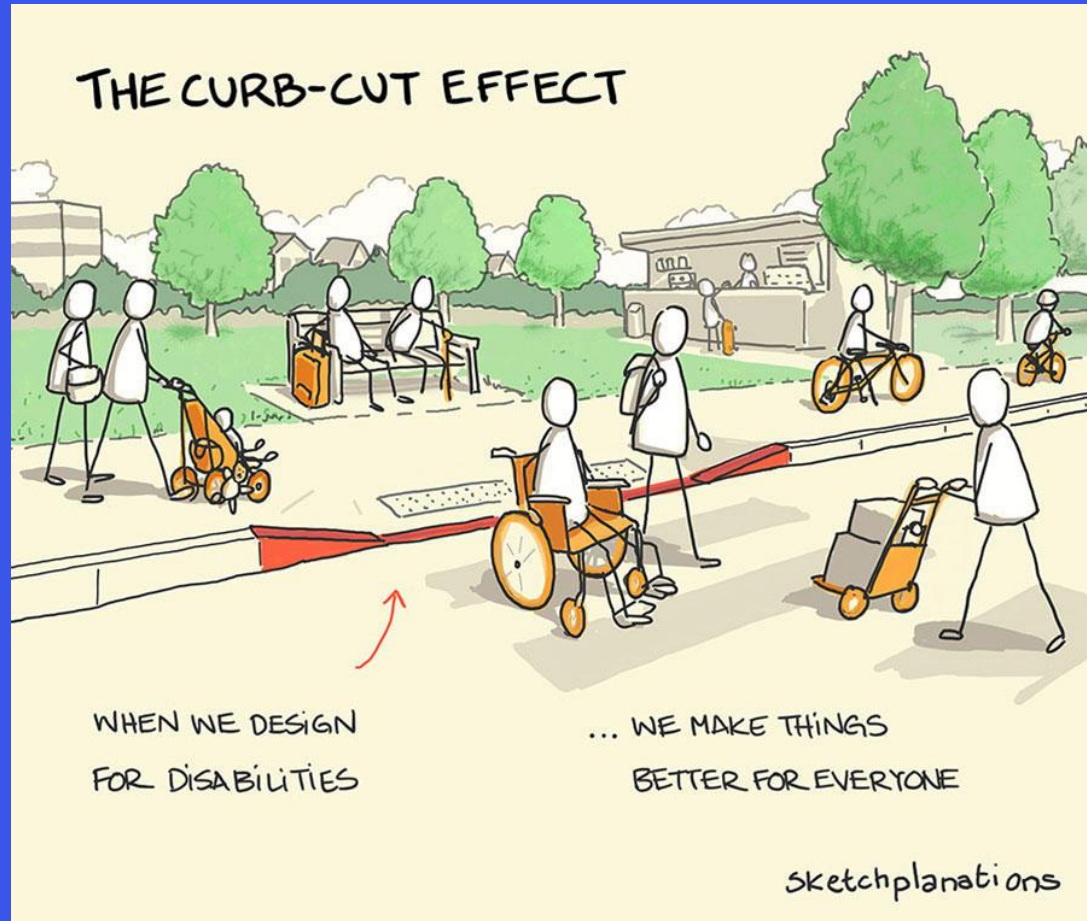
accessibility





#YIGF

March 1, 2024



Accessibility is Usability for All
(People of all abilities)



#YIGF

March 1, 2024

How people with disabilities use tech

Assitive
Technology

Adaptive
Stategies



#YIGF

March 1, 2024

Assitive Technolo

- Screen Reader
- Braille Devices
- Eye Tracking Devices





#YIGF

March 1, 2024

adaptive strategies

- Screen magnification
- Reducing mouse speed
- Turning on captions
- Color and brightness settings



About wcag

Web Content Accessibility Guidelines (WCAG) explains how to make web content more accessible to people with disabilities. WCAG cover websites, applications, and other digital content. It is developed by the World Wide Web Consortium (W3C) Web Accessibility Initiative (WAI). WCAG is an international standard.

There three levels of conformance

- Level A is the minimum level.
- Level AA includes all level A and AA requirements. Many organizations strive to meet level AA.
- Level AAA includes all level A, AA, AAA requirements



Standards/Guidelines

Web Content – WCAG 2

[How to Meet WCAG 2 \(Quick Reference\)](#)[At a Glance](#)[The Documents](#)[Applying to Non-Web ICT](#)[New in 2.2](#)[New in 2.1](#)[Translations](#)[Commenting](#)[Conformance Logos](#)[FAQ](#)[WCAG 3 Draft](#)[Authoring Tools – ATAG](#)[User Agents – UAAG](#)

WCAG 2 Overview

Summary

This page introduces the Web Content Accessibility Guidelines (WCAG) international standard, including WCAG 2.0, WCAG 2.1, and WCAG 2.2. WCAG documents explain how to make web content more accessible to people with disabilities.

A different page [introduces WCAG 3](#).

WCAG is not an introduction to accessibility. For introductions, see [Accessibility Fundamentals Overview](#).

Quick links to resources:

- [How to Meet WCAG 2 \(Quick Reference\)](#)
- [WCAG 2.2 Proposed, **What's New in WCAG 2.2** with status and timeline](#)
- [WCAG 2.1 Standard](#)
- [WCAG 2.0 Standard](#)

Page Contents

- [Introduction](#)
- [WCAG 2.0, 2.1, 2.2](#)
- [Who WCAG is for](#)
- [What is in WCAG 2](#)
- [Translations](#)
- [WCAG 2.0 is ISO/IEC 40500](#)



#YIGF

March 1, 2024

Color contrast

Color contrast is a ratio of contrast between two things to be accessible there should be adequate contrast between the color of a piece of information in the foreground and the color of its background.



#YIGF

March 1, 2024

84%

Of web pages have low contrast issues

2023 WebAIM Million Survey





Color contrast grid

Contrast Grid

Test many foreground and background color combos for compliance with WCAG 2.0 minimum contrast.

Include one color per line, with an optional comma-separated label.

Rows & Columns

```
#FFFFFF, White
#F2F2F2
#DDDDDD
#CCCCCC
#888888
#404040, Charcoal
#000000, Black
#2F78C5, Effective on Extremes
#0F60B6, Effective on Lights
#398EEA, Ineffective
```

Use distinct rows & columns values

Tile Size

S (80x80)	M (100x100)	L (150x150)
-----------	-------------	-------------

Show

AAA AA AA18 DNP

Copy Grid HTML & CSS

Tweet My Grid

By Eightshapes [On Github](#)

Background \ Text	#FFFFFF	#F2F2F2	#DDDDDD	#CCCCCC	#888888	#404040	#000000	#2F78C5	#0F60B6	#398EEA
White #FFFFFF	Text	Text DNP 1.1	Text DNP 1.3	Text DNP 1.6	Text AA18 3.5	Text AAA 10	Text AAA 21	Text AA 4.5	Text AA 6.2	Text AA18 3.3
#F2F2F2	Text DNP 1.1	Text	Text DNP 1.2	Text DNP 1.4	Text AA18 3.1	Text AAA 9.2	Text AAA 18.7	Text AA18 4	Text AA 5.5	Text AA18 3
#DDDDDD	Text DNP 1.3	Text DNP 1.2	Text	Text DNP 1.1	Text DNP 2.6	Text AAA 7.6	Text AAA 15.4	Text AA18 3.3	Text AA 4.5	Text DNP 2.4
#CCCCCC	Text DNP 1.6	Text DNP 1.4	Text DNP 1.1	Text	Text DNP 2.2	Text AA 6.4	Text AAA 13	Text DNP 2.8	Text AA18 3.8	Text DNP 2.1
#888888	Text AA18 3.5	Text AA18 3.1	Text DNP 2.6	Text DNP 2.2	Text	Text DNP 2.9	Text AA 5.9	Text DNP 1.2	Text DNP 1.7	Text DNP 1
Charcoal #404040	Text AAA 10	Text AAA 9.2	Text AAA 7.6	Text AA 6.4	Text DNP 2.9	Text	Text DNP 2	Text DNP 2.2	Text DNP 1.6	Text AA18 3
Black #000000	Text AAA 21	Text AAA 18.7	Text AAA 15.4	Text AAA 13	Text AA 5.9	Text DNP 2	Text	Text AA 4.6	Text AA18 3.3	Text AA 6.2
Effective on Extremes #2F78C5	Text AA 4.5	Text AA18 4	Text AA18 3.3	Text DNP 2.8	Text DNP 1.2	Text DNP 2.2	Text AA 4.6	Text	Text DNP 1.3	Text DNP 1.3
Effective on Lights #0F60B6	Text AA 6.2	Text AA 5.5	Text AA 4.5	Text AA18 3.8	Text DNP 1.7	Text DNP 1.6	Text AA18 3.3	Text DNP 1.3	Text	Text DNP 1.8
Ineffective #398EEA	Text AA18 3.3	Text AA18 3	Text DNP 2.4	Text DNP 2.1	Text DNP 1	Text AA18 3	Text AA 6.2	Text DNP 1.3	Text DNP 1.8	Text



Wcag color contrast guidelines

	AA	AAA
Large Text	3:1	4.5:1
Small Text	4.5:1	7:1
UI Element	3:1	





#YIGF

March 1, 2024

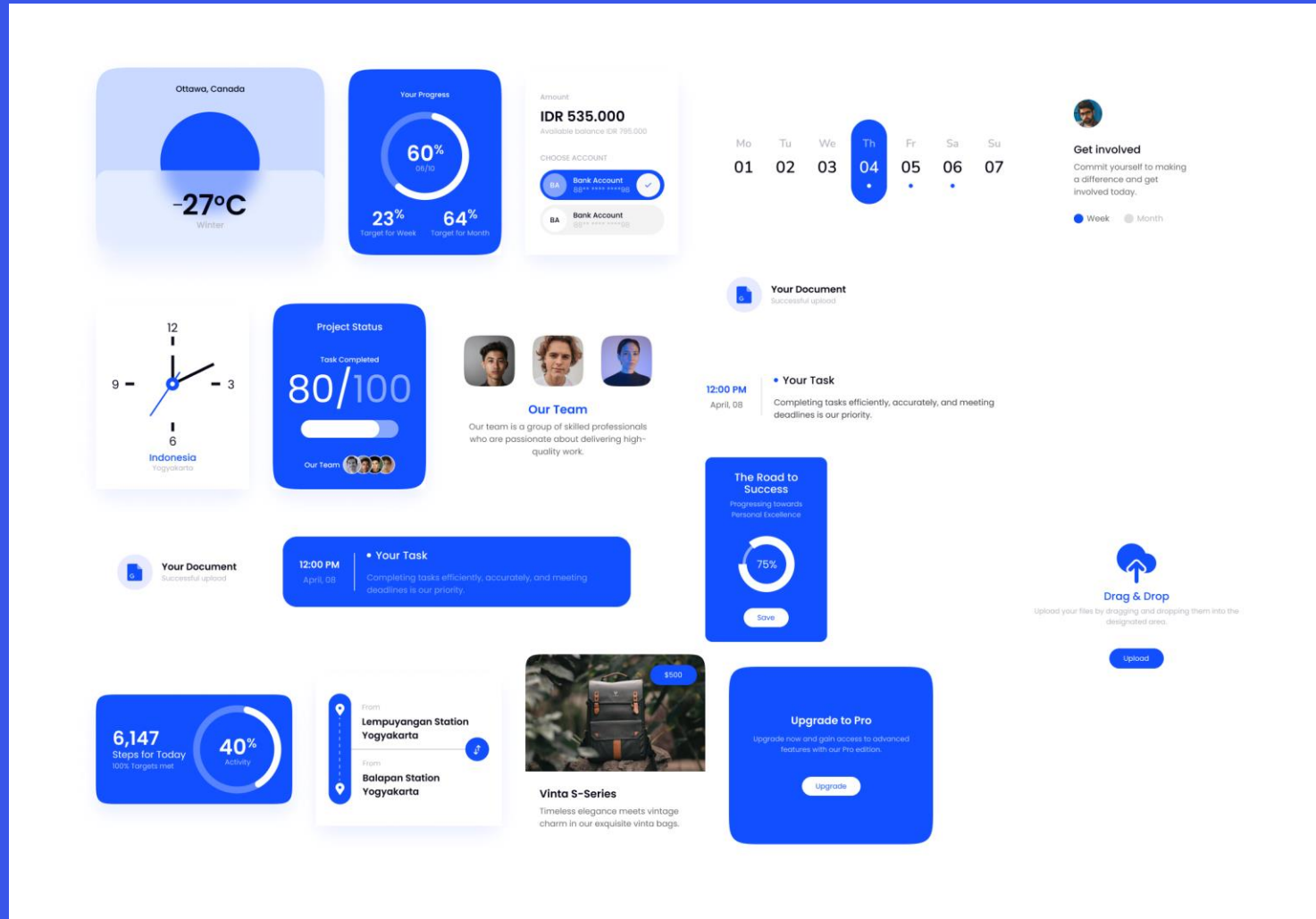
interactive elements

Buttons, links, clickable icons, radio buttons, checkboxes, accordions, clickable cards or tiles, etc.



#YIGF

March 1, 2024





C.I.

Khalil Camacho

Health Karma

-4 pts
832

Net Worth
\$137,036

Total Debt
\$64,100

Credit Card Use
9%

Payment History
100%

Derogatory Marks
0

Credit Age
4 Years

Total Accounts
12

Hard Inquiries
0

Score History

816

Credit Offers

24 offers for you

Goldman Sachs
Rate: 14%
Period: 18 months

Bank of America
Rate: 8%
Period: 36 months

JPMorgan Chase
Rate: 12%
Period: 12 months



Text and contrast makes content perceivable

Before:

A 'Once-in-a-Lifetime'
Change in Cambodia:
A New Leader

After:

**A 'Once-in-a-Lifetime'
Change in Cambodia:
A New Leader**



Text and contrast makes content perceivable

Before:

A screenshot of a contrast checker tool. On the left, it shows a contrast ratio of 1.3 (6.2%) with a large '1.3' and '(6.2%)' below it. On the right, under 'Normal Text Size', there is a red box with 'A ✘'. Below that, under 'Large Text Size', there is another red box with 'A ✘'. An 'Example' section shows two text boxes: a white one with dark grey text 'The quick brown fox jumps over the lazy dog' and a grey one with white text 'The quick brown fox jumps over the lazy dog'. At the bottom right, it says 'Developed by Lucas Amorim'.

After:

A screenshot of the same contrast checker tool. On the left, it shows a contrast ratio of 9.7 (46.2%) with a large '9.7' and '(46.2%)' below it. On the right, under 'Normal Text Size', there is a green box with 'AAA ✓'. Below that, under 'Large Text Size', there is another green box with 'AAA ✓'. An 'Example' section shows two text boxes: a white one with dark blue text 'The quick brown fox jumps over the lazy dog' and a dark blue one with white text 'The quick brown fox jumps over the lazy dog'. At the bottom right, it says 'Developed by Lucas Amorim'.



Explore White House Resources

TOPICS: [Invest.gov](#) [Infrastructure](#) [Reproductive Rights](#) [Clean Energy](#) [Vaccines.gov](#)



BRIEFING ROOM

SEPTEMBER 08, 2023

FACT SHEET: Biden-Harris Administration Announces New Actions and Investments to Maintain and Improve Aviation Safety

SEPTEMBER 06, 2023

Statement from President Joe Biden on Protecting Arctic Lands and Wildlife in Alaska

SEPTEMBER 05, 2023

Remarks by President Biden at Presentation of the Medal of Honor to Army Captain Larry L. Taylor

SEPTEMBER 05, 2023

FACT SHEET: Deepening the United States-ASEAN People-to-People Relationship: Investing in education, cultural exchange, and the next generation of leaders

SEPTEMBER 07, 2023

Press Release: Notice on the Continuation of the National Emergency with Respect to Foreign Interference in or Undermining Public Confidence in United States Elections

SEPTEMBER 07, 2023

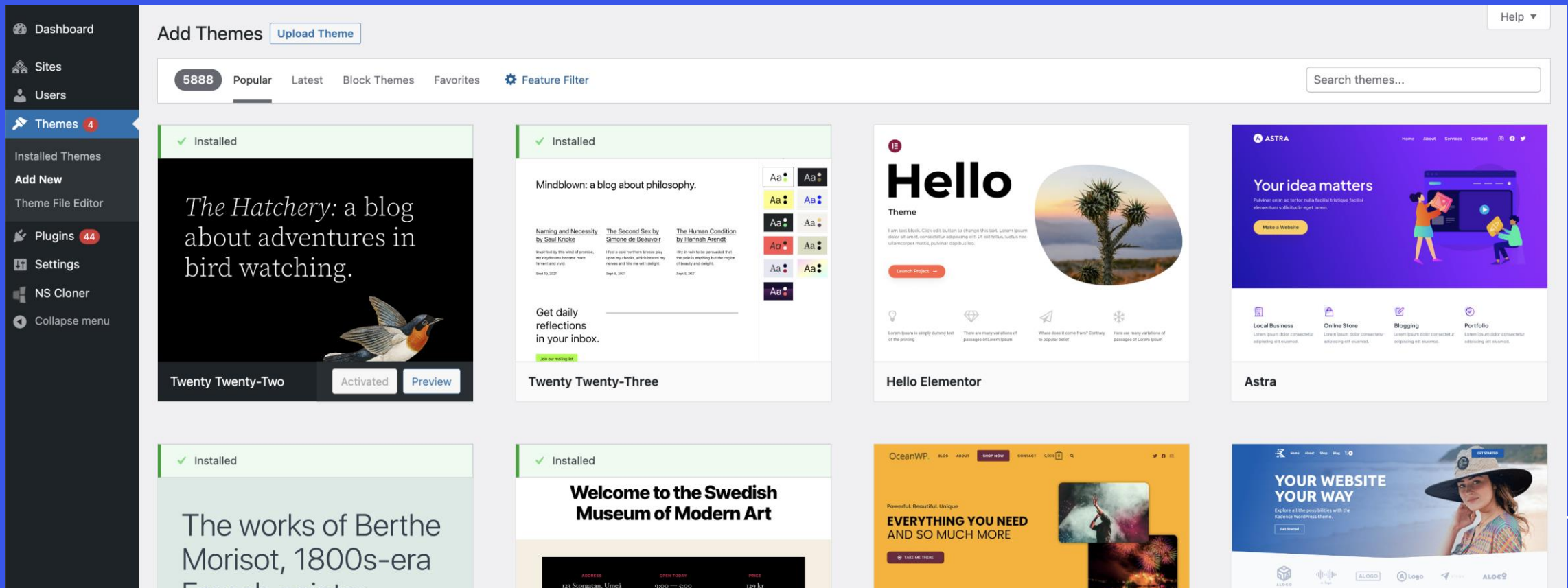
Press Release: Notice on the Continuation of the National Emergency with Respect to

Remarks by President Biden Celebrating Labor



Tips for WordPress Accessibility

1. Select the Right WordPress Theme





#YIGF

March 1, 2024

Tips for WordPress Accessibility

1. Select the Right WordPress Theme

The screenshot shows the WordPress 'Add Themes' interface. The top navigation bar includes 'My Sites', 'Network Admin: Themelazer', and '48'. The user is identified as 'Howdy, Touch Sangrotha'. The left sidebar contains navigation options: Dashboard, Sites, Users, Themes (4), Installed Themes, Add New, Theme File Editor, Plugins (44), Settings, NS Cloner, and Collapse menu. The main content area is titled 'Add Themes' and includes an 'Upload Theme' button. Below this, there are tabs for '5888 Popular', 'Latest', 'Block Themes', and 'Favorites', along with a 'Feature Filter' button. A search bar labeled 'Search themes...' is present. The 'Feature Filter' section is expanded, showing three columns of filters: 'Subject', 'Features', and 'Layout'. In the 'Features' column, the 'Accessibility Ready' checkbox is checked, while all other checkboxes are unchecked. The 'Subject' column lists categories like Blog, E-Commerce, Education, Entertainment, Food & Drink, Holiday, News, Photography, and Portfolio. The 'Layout' column lists options like Grid Layout, One Column, Two Columns, Three Columns, Four Columns, Left Sidebar, Right Sidebar, and Wide Blocks. Buttons for 'Apply Filters 1' and 'Clear' are located above the filter lists.



#YIGF

March 1, 2024

Tips for WordPress Accessibility

1. Select the Right WordPress Theme

The screenshot shows the WordPress 'Add Themes' interface. The top navigation bar includes 'My Sites', 'Network Admin: Themelazer', and '48'. The user's name 'Howdy, Touch Sangrotha' is visible in the top right. The left sidebar contains navigation options: Dashboard, Sites, Users, Themes (4), Installed Themes, Add New, Theme File Editor, Plugins (44), Settings, NS Cloner, and Collapse menu. The main content area is titled 'Add Themes' and features an 'Upload Theme' button. Below this, there are tabs for '107 Popular', 'Latest', 'Block Themes', 'Favorites', and 'Feature Filter'. A search bar labeled 'Search themes...' is present. The 'Filtering by:' section shows 'Accessibility Ready' selected. The theme grid displays several theme cards, each with a preview image and a title: 'Twenty Twenty-Two' (with 'Activated' and 'Preview' buttons), 'Infinix', 'Gemma', 'Z Platform', 'Li European lingues', 'Modular', and 'Creative Digital 3D Designer'.



Tips for WordPress Accessibility

2. Add Functional Features With Plugins

The screenshot shows the WordPress 'Add Plugins' interface. At the top, there's a search bar with the keyword 'accessibility' and a search button. Below the search bar, there are tabs for 'Search Results', 'Featured', 'Popular', 'Recommended', and 'Favorites'. The search results show 823 items, with the first page displaying 1 of 23 items. The plugins listed are:

- One Click Accessibility**: A blue icon of a person. Description: "The One Click Accessibility toolbar is the fastest plugin to help you make your WordPress website more accessible." By One Click Accessibility. Network Activate button. 5 stars (67), 100,000+ Active Installations, Last Updated: 2 months ago, Compatible with your version of WordPress.
- Accessibility by UserWay**: A blue and purple 'U' icon. Description: "UserWay's Accessibility Widget creates a simpler and more accessible browsing experience for your users." By UserWay.org. Install Now button. 5 stars (39), 70,000+ Active Installations, Last Updated: 7 months ago, Untested with your version of WordPress.
- Equalize Digital Accessibility Checker – Audit Your Website for WCAG, ADA, and Section 508 Accessibility Errors**: A yellow icon of a laptop with a checkmark. Description: "Audit and check your website for accessibility before you hit publish. In-post accessibility scanner and guidance for WCAG compliance." By Equalize Digital. Install Now button. 5 stars (29), 2,000+ Active Installations, Last Updated: 6 days ago, Compatible with your version of WordPress.
- WP Accessibility**: An orange icon of a person in a wheelchair. Description: "WP Accessibility fixes common accessibility issues in your WordPress site." By Joe Dolson. Network Activate button. 5 stars (67), 100,000+ Active Installations, Last Updated: 2 months ago, Compatible with your version of WordPress.
- WP Accessibility Helper (WAH)**: A red icon of a person. Description: "WordPress Accessibility made easy!" By Alex Volkov. Install Now button. 5 stars (39), 70,000+ Active Installations, Last Updated: 7 months ago, Untested with your version of WordPress.
- Elementor Website Builder – More than Just a Page Builder**: A red icon of the letter 'E'. Description: "The Elementor Website Builder has it all: drag and drop page builder, pixel perfect design, multi-resolution..." By Elementor. Network Activate button. 5 stars (29), 2,000+ Active Installations, Last Updated: 6 days ago, Compatible with your version of WordPress.



#YIGF

March 1, 2024

Tips for WordPress Accessibility

2. Add Functional Features With Plugins

The screenshot shows the WordPress Plugins directory page for the 'One Click Accessibility' plugin. At the top, the WordPress logo is on the left, and navigation links for 'News', 'Download & Extend', 'Learn', 'Community', and 'About' are in the center. A search icon and a 'Get WordPress' button are on the right. Below this is a teal header with the word 'Plugins' on the left, and 'My Favorites', 'Beta Testing', 'Developers', and a search bar for 'Search plugins' on the right. The main content area features a large promotional banner for 'ONE Click Accessibility' with a blue background and a white hexagonal pattern. The banner includes a preview of the plugin's interface, showing an 'Accessibility Tools' sidebar with options like 'Increase Text', 'Decrease Text', 'Organizer', 'High Contrast', 'Negative Contrast', 'Light Background', 'Link Underline', 'Readable Font', and 'Reset', and a 'LATEST STORIES' section with three article thumbnails. Below the banner, the plugin's name 'One Click Accessibility' is displayed with a 'Download' button, followed by 'By One Click Accessibility' and a circular icon with a person symbol.



#YIGF

March 1, 2024

Tips for WordPress Accessibility

3. Describe Your Images With Alt Text

The screenshot shows the WordPress 'Attachment details' interface. On the left is a large image of a skier in a yellow jacket and red pants. On the right is a form with the following fields:

- Uploaded on:** September 7, 2023
- Uploaded by:** [Touch Sangrotha](#)
- File name:** pexels-volker-meyer-3800412-scaled.jpg
- File type:** image/jpeg
- File size:** 389 KB
- Dimensions:** 2560 by 1707 pixels
- Original image:** [pexels-volker-meyer-3800412.jpg](#)
- Alternative Text:** (Required field)
- Title:**
- Caption:**
- Description:**
- File URL:** (Required field)

Additional elements include a 'Copy URL to clipboard' button, a 'Regenerate Thumbnails' button, and a note: 'Required fields are marked *'. A link is provided: 'Learn how to describe the purpose of the image. Leave empty if the image is purely decorative.'



#YIGF

March 1, 2024

Thank
You!

Cambodia WordPress Community